



■ vers. 009 - sofa



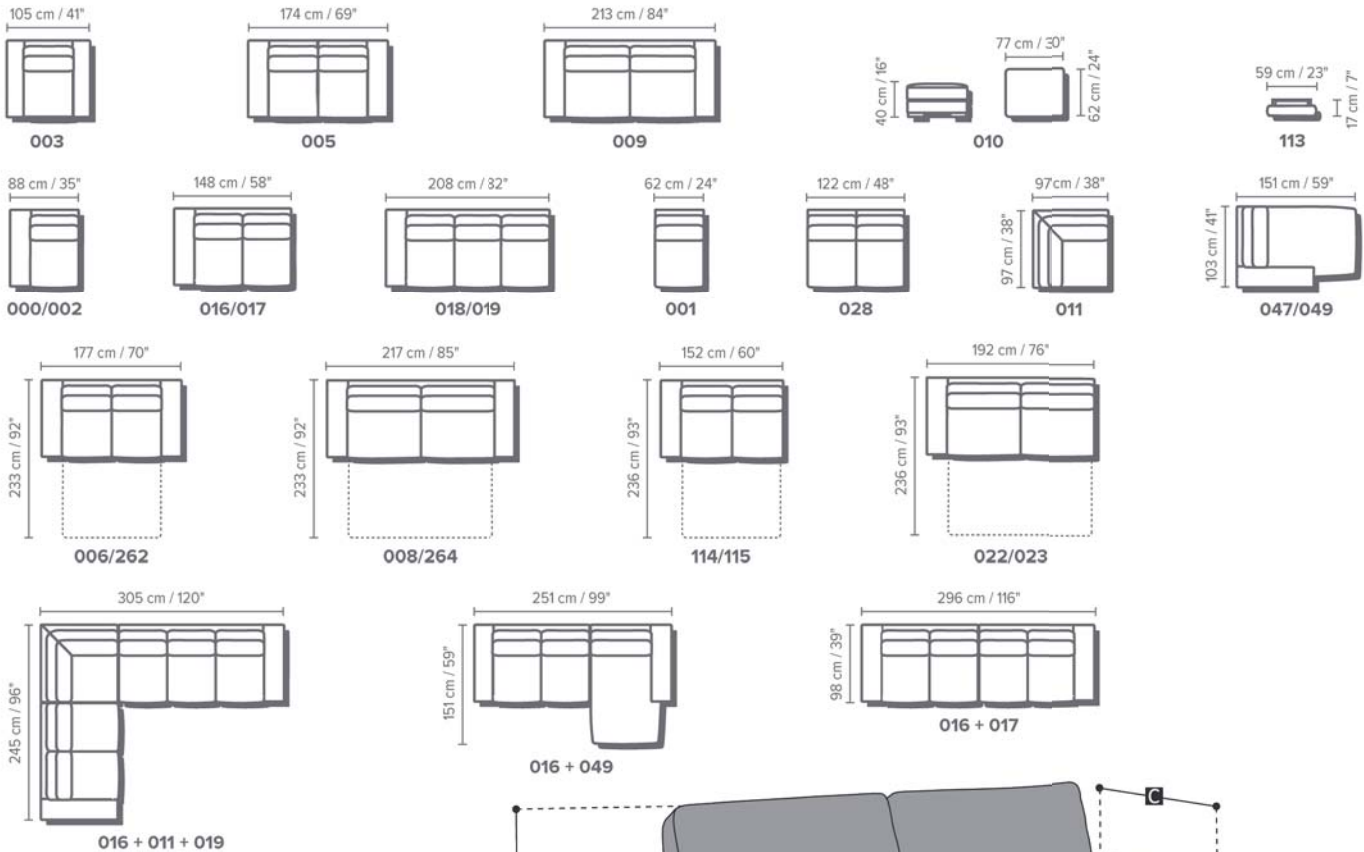
■ vers. 008 - sofa with bed



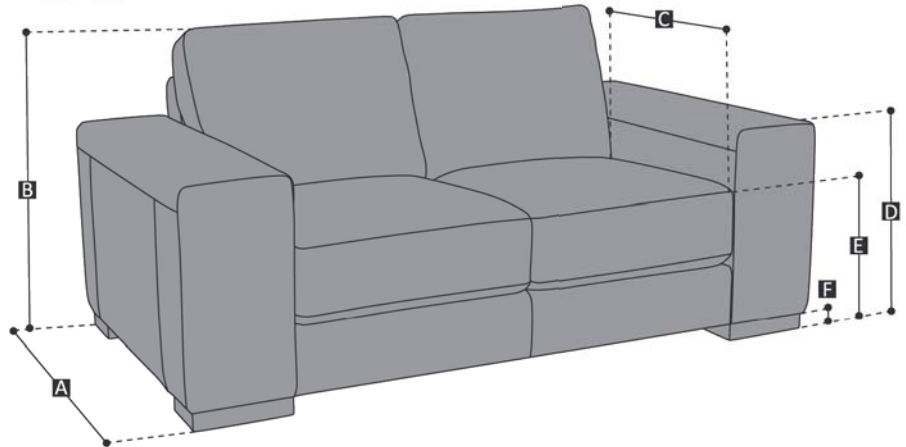
■ vers. 016 + 011 + 028 + 049 - sectional

Clark 2172







SCHEMATICS



- A = 98 cm / 39" (depth)
- B = 83 cm / 33" (height)
- C = 59 cm / 23" (seat depth)
- D = 57 cm / 22" (arm height)
- E = 45 cm / 18" (seat height)
- F = 4,5 cm / 2" (leg height)



TECHNICAL FEATURES

	COVERING	Leather <input checked="" type="checkbox"/>	Soft Cover <input checked="" type="checkbox"/>	Mix <input type="checkbox"/>		
	LEGS	Plastic <input type="checkbox"/>	Metal <input checked="" type="checkbox"/>	Wood <input checked="" type="checkbox"/>	Upholstered <input type="checkbox"/>	
	FILLING	Arms <input checked="" type="checkbox"/> Foam <input type="checkbox"/> Fiber <input type="checkbox"/> Feather	Seat Cushion <input checked="" type="checkbox"/> Foam <input type="checkbox"/> Fiber <input type="checkbox"/> Feather	Back Cushion <input checked="" type="checkbox"/> Foam <input type="checkbox"/> Fiber <input type="checkbox"/> Feather		
	COMFORT	Standard <input checked="" type="checkbox"/>	Feather <input type="checkbox"/>	Firm Comfort (not available for GB) <input checked="" type="checkbox"/>		
	FUNCTION	Bed <input checked="" type="checkbox"/>	Motion <input type="checkbox"/>	Electric Motion <input type="checkbox"/>	Reclining Chair <input type="checkbox"/>	Reclining Headrest <input type="checkbox"/>
	OPTION	Nails <input type="checkbox"/>	Contrast Stitching <input type="checkbox"/>	Contrast Welt <input type="checkbox"/>	Two-Tone <input type="checkbox"/>	Removable <input checked="" type="checkbox"/>